





California Voter Views of Nuclear Energy for Electricity

*Key Findings of a Survey of California Voters
Conducted January 11-19, 2022*



OPINION
RESEARCH
& STRATEGY

Survey Methodology

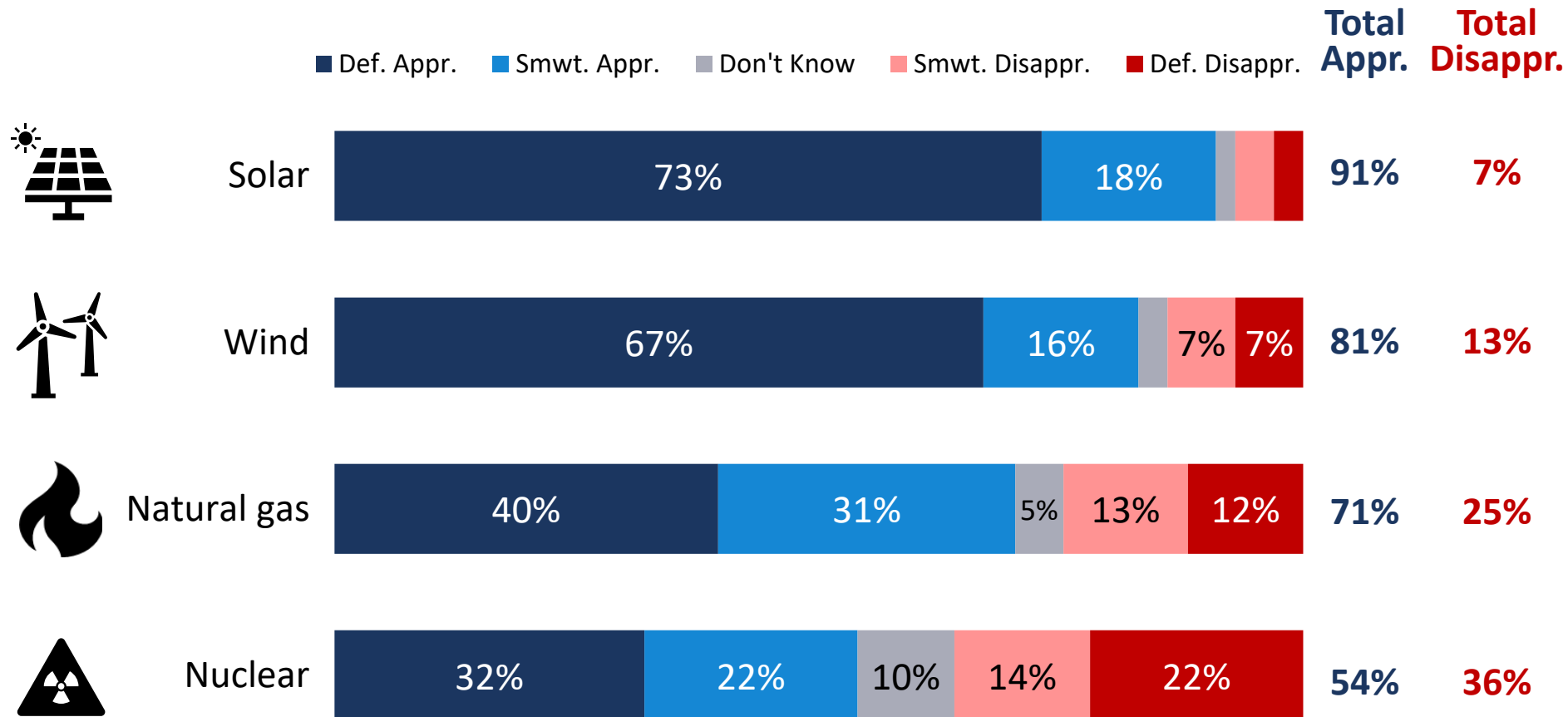
Dates	January 11-19, 2022
Survey Type	Dual-mode Voter Survey
Research Population	California Voters
Total Interviews	620 Voters Statewide, Plus an Oversample Yielding 217 San Luis Obispo County Voters
Margin of Sampling Error	(Full Sample) $\pm 3.9\%$ at the 95% Confidence Level (Half Sample) $\pm 5.6\%$ at the 95% Confidence Level (SLO Sample) $\pm 6.7\%$ at the 95% Confidence Level
Contact Methods	 Telephone Calls  Email Invitations
Data Collection Modes	 Telephone Interviews  Online Interviews

(Note: Not All Results Will Sum to 100% Due to Rounding)



Views of Energy Issues

Voters overwhelmingly approve of the use of more solar and wind – and majorities also approve of more use of nuclear energy.



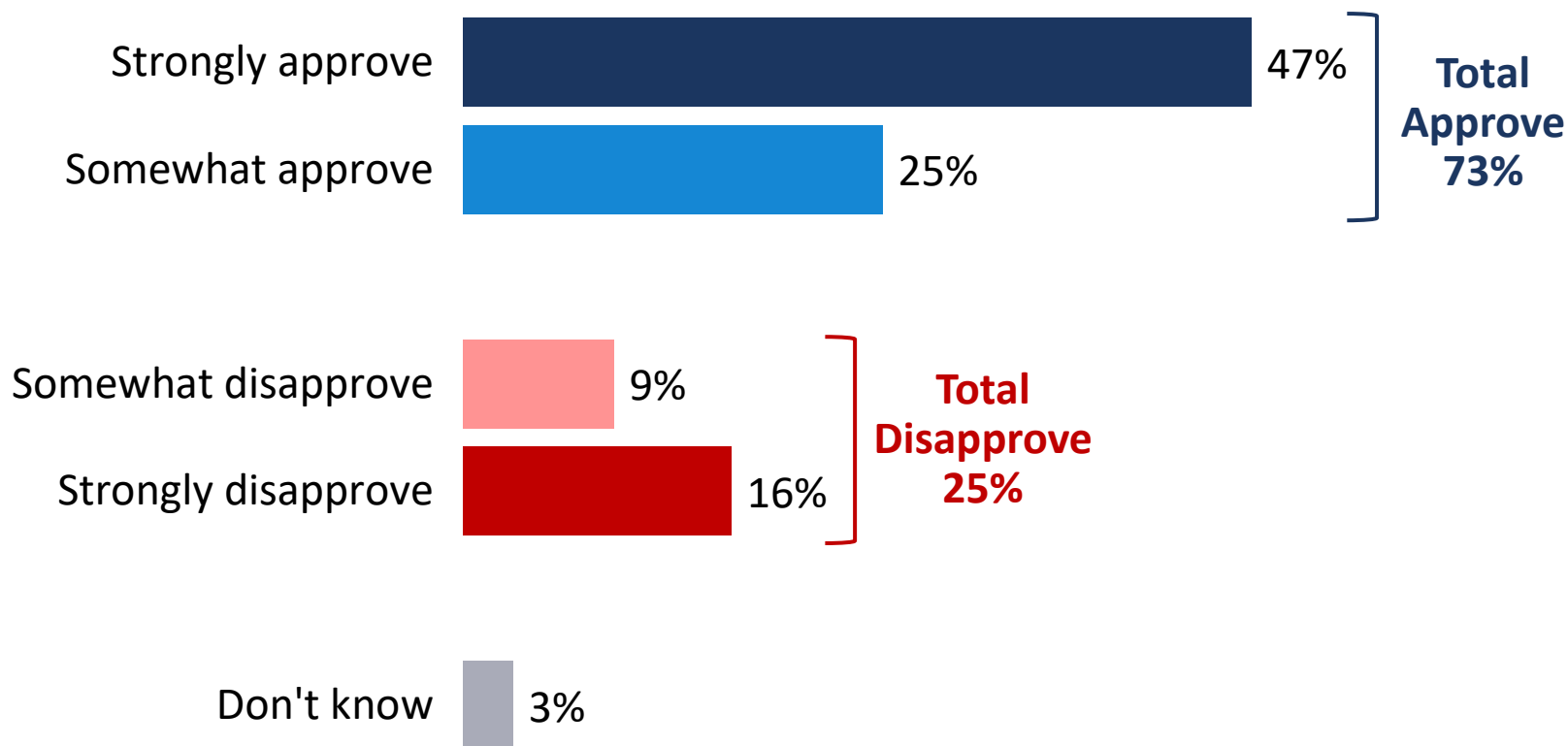
Q3. As you may know, electric power is generated by power plants that run on different types of fuels. Let me mention some of the fuels that are used in California and in nearby states to generate power that is transmitted to California. Please tell me whether you generally approve or disapprove of the use of that type of fuel to generate electricity in this region.

Specifically in San Luis Obispo County, nearly three-quarters approve of nuclear energy.

(San Luis Obispo County Oversample)







Nuclear



Q3a. As you may know, electric power is generated by power plants that run on different types of fuels. Let me mention some of the fuels that are used in California and in nearby states to generate power that is transmitted to California. Please tell me whether you generally approve or disapprove of the use of that type of fuel to generate electricity in this region.

Approval of nuclear energy is consistent compared with 2013, while approval of natural gas has declined.

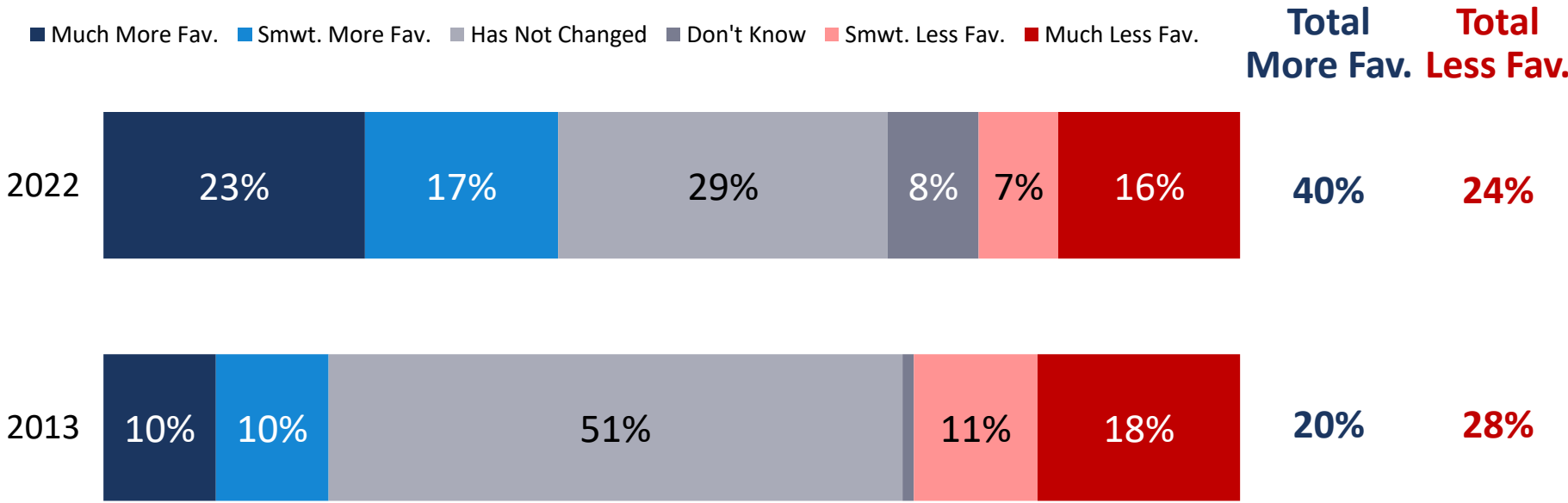
(Total Approve)

Fuel	Dec. 2013	Jan. 2022	Difference 2013-2022
 Nuclear	51%	54%	+3%
 Solar	94%	91%	-3%
 Wind	92%	84%	-8%
 Natural gas	89%	71%	-18%

Q3. As you may know, electric power is generated by power plants that run on different types of fuels. Let me mention some of the fuels that are used in California and in nearby states to generate power that is transmitted to California. Please tell me whether you generally approve or disapprove of the use of that type of fuel to generate electricity in this region.

The share whose opinion of nuclear energy has grown more favorable has doubled in the last decade.

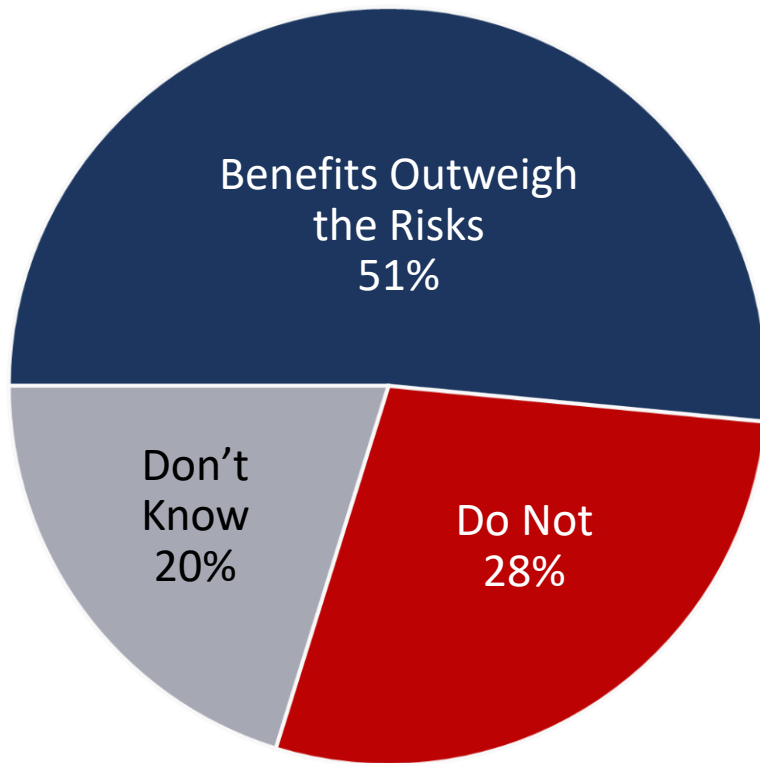
Over the years, has your opinion about nuclear energy become more favorable, more unfavorable or not changed?



53% of San Luis Obispo County voters have developed a more favorable view of nuclear energy.

A majority of California voters believe the benefits of nuclear energy outweigh the risks.

Do you think the benefits of nuclear energy outweigh the risks, or not?



68% of voters in SLO County believe the benefits outweigh the risks.

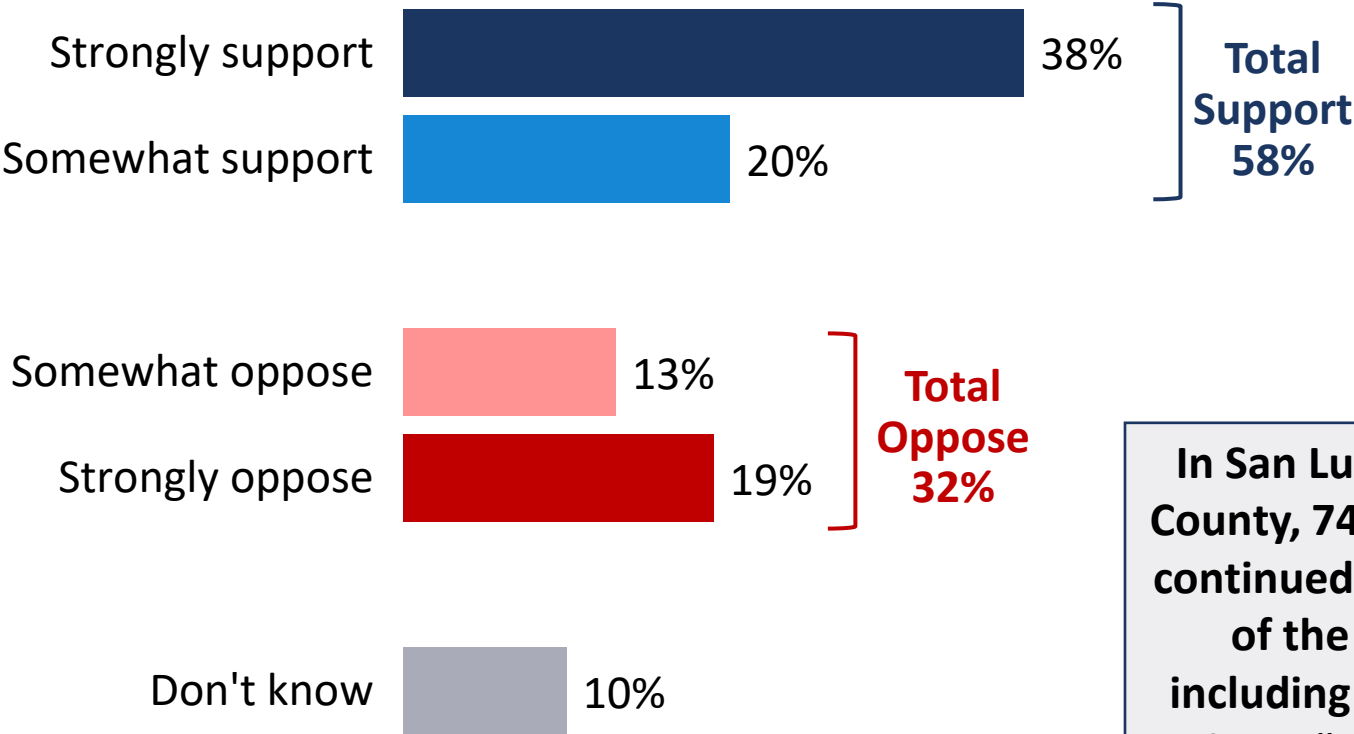


Views of Diablo Canyon Power Plant

Nearly three in five support continued operation of California's existing nuclear plant.

In California there is currently one nuclear energy plant in operation.

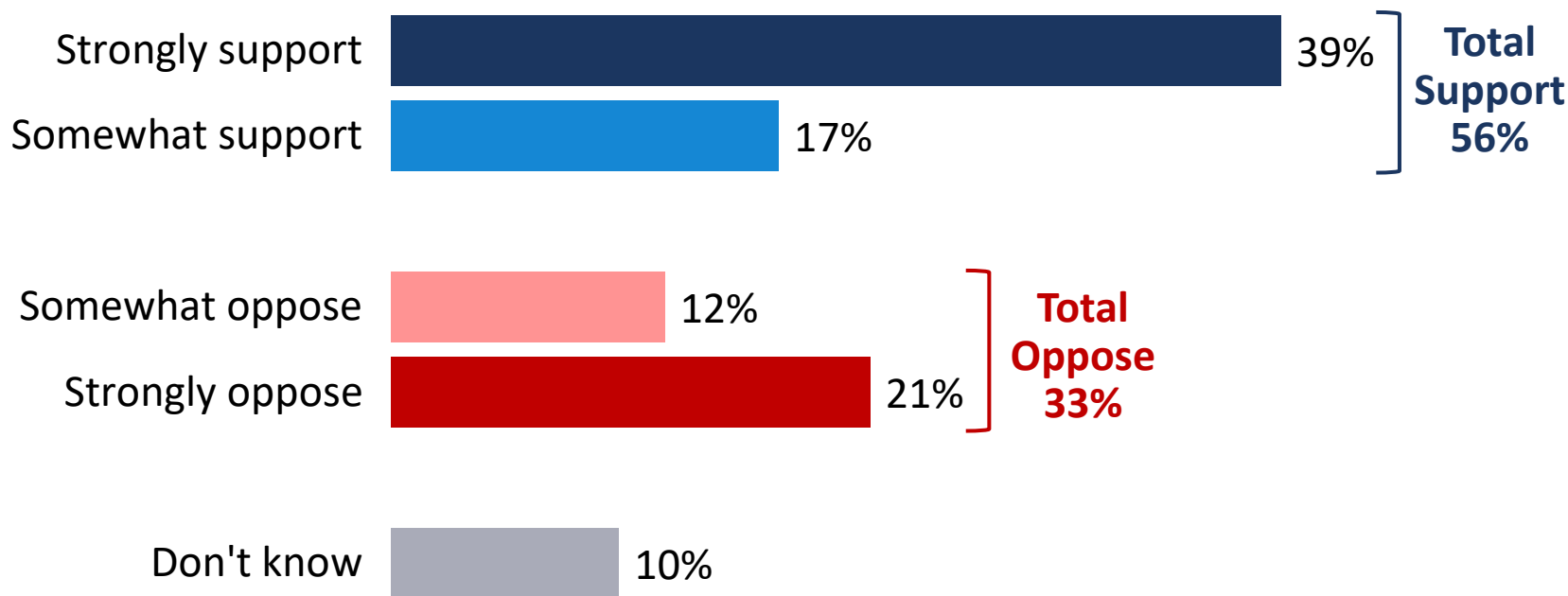
Do you support or oppose the continued operation of California's existing nuclear energy plant as one of the ways to provide electricity for the State of California?



In San Luis Obispo County, 74% support continued operation of the plan – including 56% who do so “strongly.”

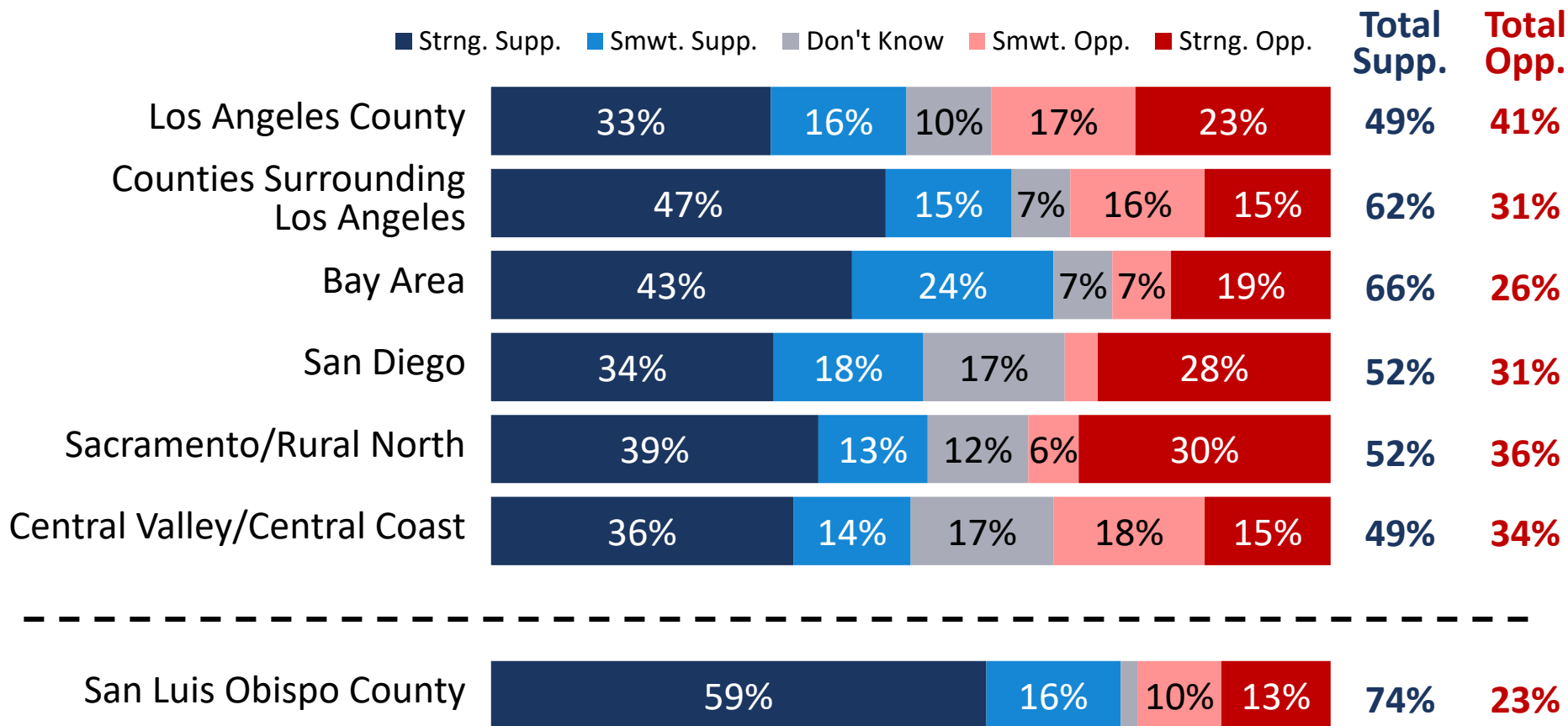
A majority of voters support extending operation of the Diablo Canyon Power Plant.

Diablo Canyon Power Plant is a nuclear plant located in San Luis Obispo, operated by PG&E. It is the only nuclear energy plant operating in California and currently generates about 8% of the state's total electricity and 15% of its emissions-free electricity. It is slated to close by 2025, but some people have proposed keeping it open. Having heard this, do you support or oppose the continued operation of California's existing nuclear energy plant past 2025?



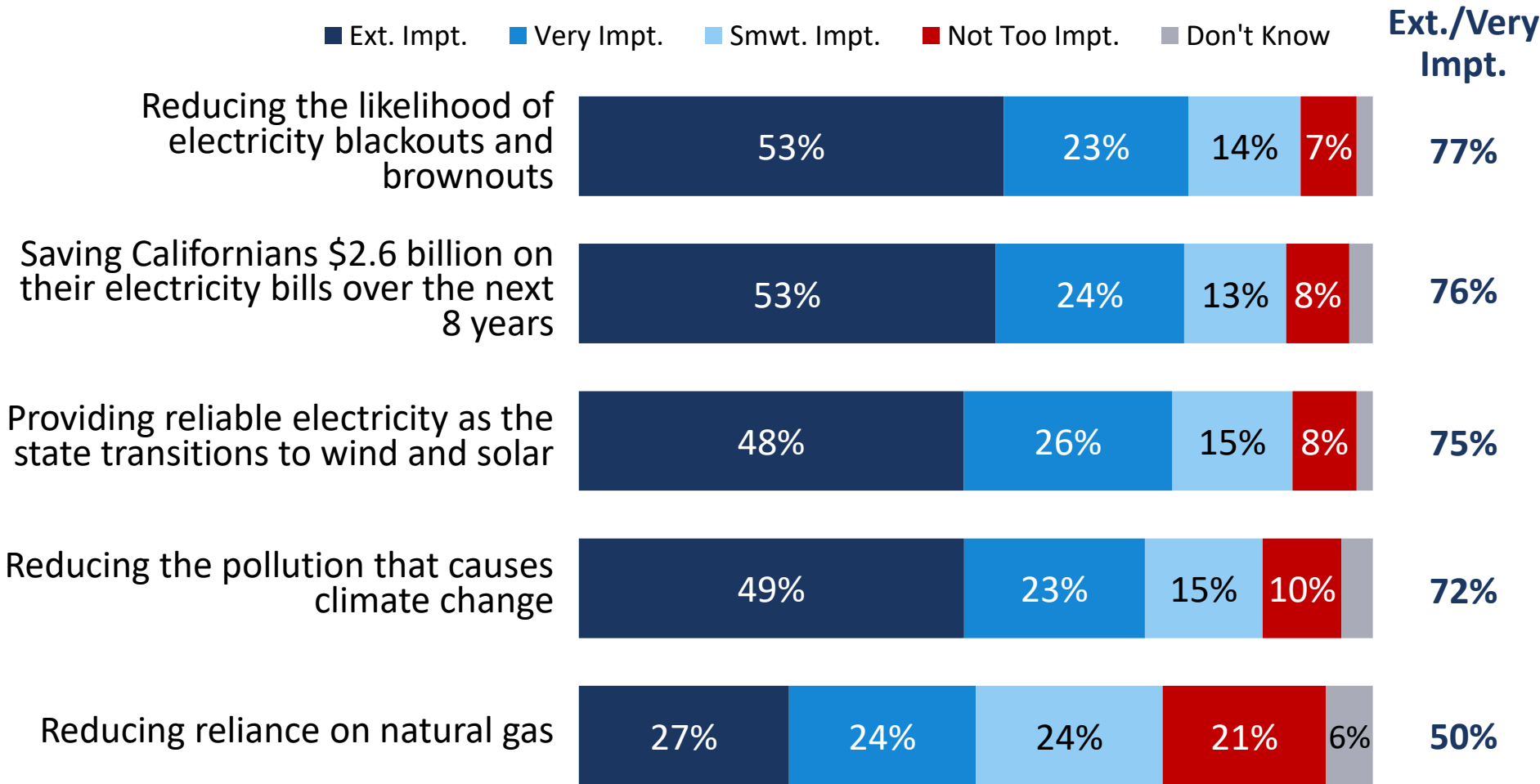
Support for Diablo Canyon Power Plant is broadest in the LA area and Bay Area.

Opinion of Keeping Diablo Canyon Power Plant Operating by Region & SLO Oversample



Q6. Diablo Canyon Power Plant is a nuclear plant located in San Luis Obispo, operated by PG&E. It is the only nuclear energy plant operating in California and currently generates about 8% of the state's total electricity and 15% of its emissions-free electricity. It is slated to close by 2025, but some people have proposed keeping it open. Having heard this, do you support or oppose the continued operation of California's existing nuclear energy plant past 2025?

The most-important benefits include reducing the likelihood of blackouts, saving money on electric bills, and providing reliable electricity.





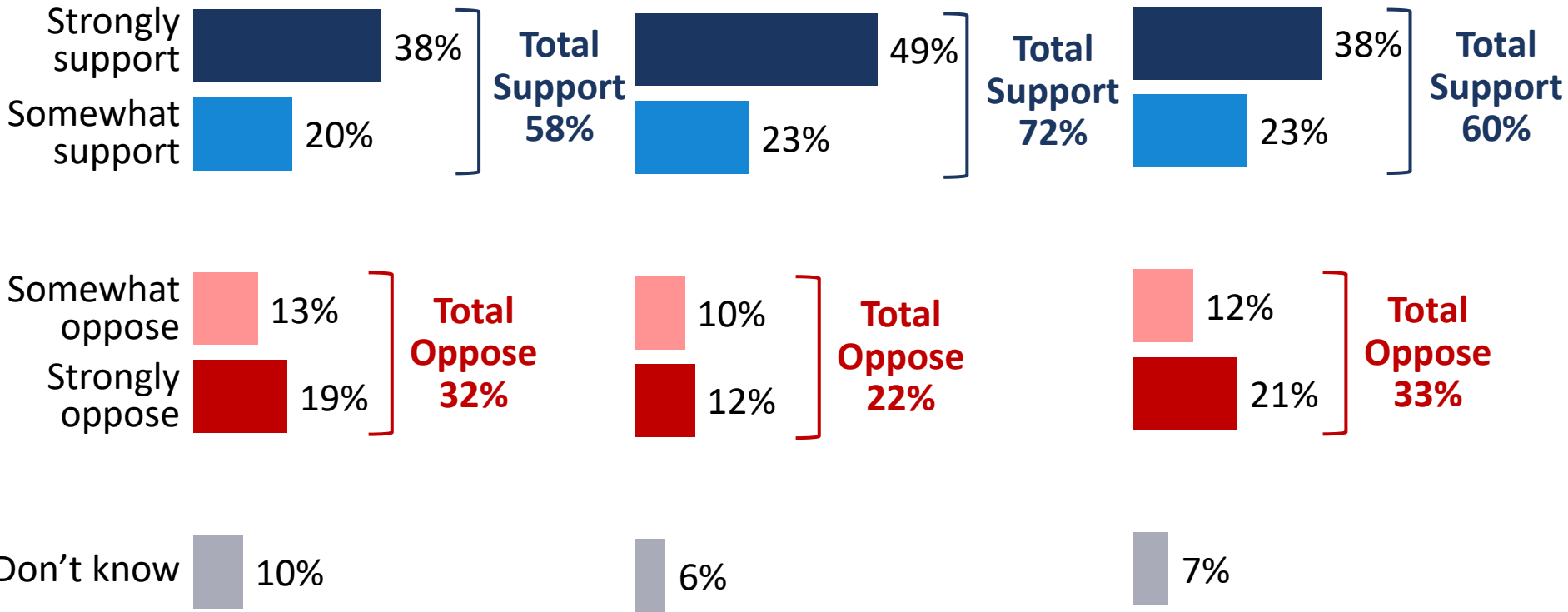
Messaging and Movement

Support for keeping Diablo Canyon Power Plant open is consistently near or above three in five.

Initial Opinion

After Positives

After Positives and Negatives





Conclusions

Conclusions

- California voters have become more comfortable with nuclear energy over time, with solid majorities saying they approve of the use of nuclear power to generate electricity and that its benefits outweigh its risks.
- By a two-to-one margin, voters say what they have heard about nuclear power recently has made them view it more rather than less favorably – the reverse of their perceptions a decade ago.
- Californians broadly support the continued use of Diablo Canyon Power Plant to generate electricity. This support is broadly and consistently held throughout an exchange of pro and con messaging.
- Voters rate saving money on electricity bills, preventing blackouts, and making the grid more resilient as the most important benefits of the plant's continued operation.
- Support for continued operation of Diablo Canyon is also broader closer to the plant in San Luis Obispo County specifically.

**For more information,
contact:**



**OPINION
RESEARCH
& STRATEGY**

1999 Harrison St., Suite 2020
Oakland, CA 94612
Phone (510) 451-9521
Fax (510) 451-0384

Dave Metz

Dave@FM3research.com

Miranda Everitt

Miranda@FM3research.com